


# BRINGING *NEW* *LIFE* TO WORK.



A

coalesse

BRINGING  
*NEW*  
*LIFE* TO  
WORK.

*The new life of work.*

At Coalesse, when we think about work, we ask  
— *how can work be more human?*

We were born from a passionate belief that work can be a place where you want to go, not where you have to go. And we know that people around the world are searching for this greater appeal and deeper purpose from their surroundings. We're helping workplaces become those essential hubs — by building richer social connections, empowering creative collaboration, and supporting personal focus and rejuvenation throughout each day. The best places bring us together, to make the hard work we do better. This is what defines the new life of work.

Our work is to instill these spaces with warmth, vitality and soul. We bring modern craft to all the ways we solve for more enjoyable, meaningful destinations, both indoors and out, that enliven your wellbeing and elevate your comfort. It's why we look further, to create products and custom capabilities that make the best experiences possible — furnishings that embody insight and inspiration; that are drawn from curiosity and discovery; and that delight with beauty and mastery. And it's why we're so responsive at every step, to help you perfect your work now, even as we invent what you'll need next.

Led by intuition, backed by research, and driven by design  
— we help you *bring new life to work.*

*WARMTH—*

**A SENSE**

*AND A  
SENSIBILITY.*

**THE PERCEPTION  
OF SOMETHING**

**THAT FEELS**

*RIGHT,  
WELCOMING  
AND EASY.*

*WARMTH  
IS AN  
EXPRESSION*

*OF WELLBEING,  
NEITHER COLD  
AND DISTANT,*

*NOR FIERY  
AND TAXING.*

*WE SHARE  
OUR **WARMTH**  
THROUGH*

*DESIGN  
AND THE WAY WE  
**RELATE TO***

*PEOPLE.*





---

Coalesse was founded in the San Francisco Bay Area and our culture has always celebrated the warm, natural beauty of California. We carry that warmth in the way we create and design.



---

Warmth increases our ease, trust and delight as we relate to one another. We care about listening to what people need, and anticipating what they'll want, to help improve their day.


*VITALITY—*

*A STATE OF  
BEING, A  
PRESENCE.*

*A DEEP  
MOTIVATION  
THAT CAN BE  
QUIET OR  
EXTROVERTED.  
VITALITY  
IS THE  
ENGINE OF OUR  
CREATIVITY,*

*ENLIVENING  
THE SPACES  
THAT  
HELP US  
PERFORM,  
PRODUCE  
AND  
REJUVENATE,  
WITHOUT  
EVER  
LOSING OUR  
SPARK.*





---

Our capacities deepen when we're energized and restored by vital surroundings. There's a force that tells us interesting and exciting things are happening. It lets us feel we are a part of something worthwhile.



---

People and spaces that feel bright and alive fuel creativity and let us flourish. They inspire us to make room for imagination — the expression that allows us to see ourselves in what we build.



*SOUL—*

*TIMELESS*  
**CHARACTER.**

*THE UNSEEN  
ELEMENT THAT  
ANIMATES  
OUR WORK.*

*THE*  
**HUMANITY**  
*AND EMPATHY  
THAT LET US  
CONNECT.*

*SOUL  
IS THE ESSENTIAL  
GROUNDWORK*

*OF HOW WE  
EMBODY THE  
BEST DESIGN*

**THINKING,**  
*FROM PAST TO  
PRESENT,*

*TO MAKE  
PRODUCTS THAT  
WILL LAST  
WELL INTO*

*THE* **FUTURE**  
*—AND REMAIN  
A PLEASURE  
TO USE.*





We thrive in the presence of connection — person to person, human to nature, art to science. And when we embrace the unexpected, we're inspired to create solutions that both work and matter.



We find soul everywhere, from a team of people to the projects they make, the essence of a company to the whole of a city. And from these soulful places, we're better able to stretch and grow.




## Approach.

It's possible to feel good while working well. This is our approach in everything we do — to improve your sense of wellbeing. We develop furnishings and capabilities that balance all the dimensions of comfort with the dynamic science of function. We draw from creative, cultural and critical thinking, because we believe design and knowledge together can make work more welcoming, effortless and meaningful.

*We are led by intuition, backed by research, and driven by design.*

---





# Beauty & Mastery.

*Potrero415 Table Collection*

Form frees function. Shared experiences have never been more essential at work. Potrero415 captures the fine art and modern craft of the communal table, for the ways we gather today. Iconic in form and innovative in structure, the system has an open architecture that permits many custom choices in scale, shape, materials and color. Slender new tables in the collection fill the gap for the smaller, in-between social and collaborative spaces that add valuable destinations to the workday.

Designed by  
Coalesse Design Group



“These tables naturally attract people to gather, yet they have the power and responsiveness of active workspaces.”

Coalesse Design Group



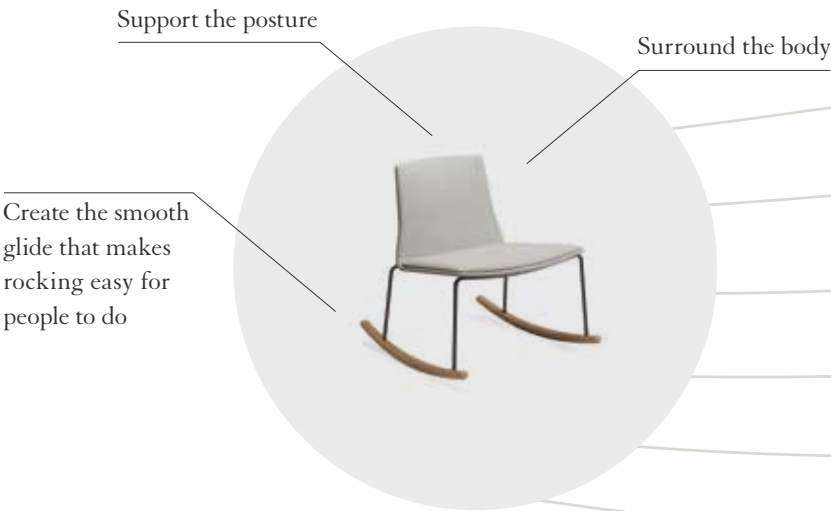


# Curiosity & Discovery.

## Montara650 Rocker

Comfort in motion. What happens when people rock at work? This question inspired the partnering of Coalesse product design with some of the first research of its kind, to show that rocking chairs can promote richer connections in the workplace. Rocking moves us to a state of ease, but surprisingly, it also improves how we relate to each other. A good rocking chair increases all four dimensions of comfort — physical, social, cognitive and emotional.

Designed by  
Coalesse Design Group + Lievore Altherr Molina




“Rocking is both relaxing and bonding. We become collaborative, and genuinely good contributors, when we’re more comfortable with each other.”

Lew Epstein  
General Manager, Coalesse







“Three integral capabilities open us to so many sensory design options that will bring new life to work.”

John Hamilton  
Director of Global Design,  
Coalesse

# Insights & Inspiration.

*Coalesse Color, Pattern and Material Capabilities*

Sensory richness. Color, pattern and material are versatile design factors that can transform a product or space. When they draw upon the restorative power of nature, they can bring richer sensory experiences to the workplace. We believe in and are inspired by these biophilic principles of wellbeing. And we’ve developed a range of custom capability programs for these categories to enhance your creative expression — giving you infinite choice as well as our own framework of calm natural palettes, atmospheric design patterns and elemental solid materials.

Designed by  
Coalesse Design Group






## Point of View.

It's the imprint that defines who we are. It's how we see and interpret everyday life that makes our ideas distinct. Our point of view at Coalesse is guided by three foundational themes — Comfort, Craft and Customization — that enrich everything we make.

*This year we've explored the culture of modern craft, with the rich mix of hand, machine and mind that allows us to make things, better.*

---





# The Culture of Modern Craft.

## *How We Create*

Craft is always about making. Really, it's about the essential creative pursuit of how to make things, better.

We believe that craft is modern in every age. And technology has always been craft's tool. Innovation has always been the process of people stretching beyond the best methods available up to that time — the daring to rethink how to do things in more efficient, elegant and ground-breaking ways. As we grow more sophisticated in what we can make and how we make it, pioneers and designers continually invent remarkable new solutions that once might not have been thought possible. And yet they also find new places to preserve the irreplaceable techniques of the past. The beauty of how we participate in the culture of modern craft today is that we can create new mastery out of these combinations. We move from the hand-made all the way to the machine-made — and back again.







“Craft drives us to solve today’s problems with better tools. At the same time, it lets us preserve an expression of beauty that makes the modern world feel less cold.”

—  
Lew Epstein  
General Manager, Coalesse



Coalesse

# What Makes Craft.





*These four traits constantly combine, evolve and inform what we can create in the culture of modern craft .*

## The Ingredients

Beauty is expressed in the unique properties of each material as they are refined into an artful form.

## The Spark

Curiosity drives the pursuit of knowledge that makes our products more thoughtful and human.



## The Tools

Innovation is the reason we equip ourselves with technology — to remain relevant, to explore and inspire.

## The Pioneers

Traditions of mastery show us the heritage in where we’ve been, so we know where we’re going.




“Work is always about people: how we solve problems, alone or together; the tools we need; our expectations of the spaces we use. We continually explore three essential Work Modes that help us design with empathy for the ways that people can thrive at work.”

John Hamilton  
Director of Global Design, Coalesse

BRINGING  
*NEW*  
*LIFE* TO  
WORK

# Products in Applications



## Social Connection.

*It's about building trust.*  
Spaces for social connection encourage us to talk and listen. They're the settings that provide the intervals each day where strong bonds are created — by meeting face to face in relaxed, candid and valued conversations.

---

right: Millbrae Lounge Seating and Table,  
Await Table, Wing Chair CH445





Social connection builds  
the soft skills we need in modern  
work, to develop the empathy,  
trust and openness that are  
essential to getting things done.

Sistema Lounge System, Montara650 Lounge Chair,  
CH008 Coffee Table



top: Potrero415 Table, Enea Café Wood Stool

bottom: Wrapp Chair





# Lobby & Reception

36



Visalia Sofa, Sebastopol Table

page 38/39: Sistema Lounge System,  
Montara650 Chairs and Table, Paddle  
Chair CH25



Millbrae Lounge Seating and Tables

right: Circa Lounge System, Lagunitas  
Personal Table, Montara650 Table,  
Vicarbe Aleta Lounge

## Brand space.

Lobby and reception areas are now expected to do much more. They're ambassadors for your entire culture while also acting as branded social settings for initial greetings and meetings of minds. Thoughtfully designed seating, with a welcoming soul and many ways to create groupings, makes the difference.

37











# Lounge

## Natural gathering.

So often, the catalyst for successful work is simply a great conversation. Lounges and living room-style spaces warmly invite people to sit down and talk. Informal gatherings — in an open plan or a dedicated room — invite the spontaneous postures that can foster richer connections.

SW\_1 Lounge Seating and Tables



Sistema Lounge System

left: Lagunitas Lounge System

page 42/43: Sistema Lounge System, Montara650  
Chairs and Tables, Lagunitas Personal  
Table, Viccarbe Ryutaro Table







# Café & Dining



Potrero415 Table, Montara650 Chair, Wrapp Chair, LessThanFive Chair

**Food for thought.**  
A quick chat over coffee. Lunch for four. A casual meeting place for a larger group. Settings from a break room to an on-site dining space adopt the versatile work and social habits of café culture to create easy, communal oases for engagement.



Montara650 Seating and Tables



LessThanFive Chair, Montara650 Table



Potrero415 Light Table, Enea Café Wood Stool



# Outdoor



EMU Pattern Chair



EMU Terramare Seating  
and Tables



EMU Lyze Seating and Table

**Fresh air.**  
Research shows that working outdoors can increase creativity and productivity. What’s more, outside settings are a natural at attracting free-spirited dialogue and socializing. Well-designed, weather-friendly furnishings can add an entire outdoor room as a prime destination in the workplace mix.



## Creative Collaboration.

*How we generate great work.*

Work gets better when we have spaces that help us create content together.

Creative collaboration is encouraged in settings where we can use all the tools of modern work — comfortably and intuitively — to help teams excel.

---

Right: Potrero415 Table, Lox Chair, Exponents Whiteboard, PowerPod, Viccarbe Ace Chair





Richer creative partnerships  
arise when we can engage  
constructively in well-  
provisioned workspaces and  
meeting rooms.



top: Potrero415 Table, Enea Café Wood Stool  
left: Potrero415 Table, Massaud Conference Seating



Potrero415 Light Table, Viccarbe Trestle Bench, Montara650 Chair, Viccarbe Maarten Chair, Wishbone Chair CH24, Exponents Whiteboard



# Conference & Meeting



E-Table 2, Massaud Conference Seating, Lagunitas Lounge System



SW\_1 Lounge Seating and Table

right: Massaud Conference Seating, SW\_1 Table, PowerPod

page 54/55: Potrero415 Table, Enea Café Wood Stool, Exponents Whiteboard & Mobile Display

## Creative center.

Meetings today are less formal and more dynamic in collaboration than ever before. The conference room is softening to play multiple roles as technology evolves and more tools are incorporated into powerful work sessions. Soulful design can streamline the gadgets and reflect the real creators: people.










## Focus and Rejuvenation.

*Time to regroup.*

Workspaces only do half the work if they don't provide for vital downtime and mental absorption. Deep thinking comes from states of concentration that are cared for in quiet, personal settings with fewer social interruptions.

---

right: Hosu Lounge Chair, Trees Table





A quiet spot for reflection  
supports the calm focus  
we need to process  
information and formulate  
details for great work.

---



Massaud Lounge Seating  
and Ottoman  
  
bottom: Massaud Conference Chair



Sistema Lounge System



# Enclave



SW\_1 Lounge Chair and Ottoman, Sepastopol Table

right: Massaud Lounge Seating and Ottoman

page 62/63: EMU Heaven Seating and Tables



Hosu Lounge Seating



**Sanctuary.**  
Enclosed personal settings create a sense of purpose and privacy amid open plan spaces. Enclaves bring the virtues of downtime to the forefront of work, for unwinding stress as well as thinking with deep focus. Recharge in these outlets built for comfort and quiet, with a few perfect pieces of furniture.







# In-Between Spaces

64



Davos Lounge Seating, CG\_1 Table



Lagunitas Lounge System, Free Stand Table



Potrero415 Light Table, Enea Café Wood Stool, Viccarbe Common Bench, Sistema Lounge System

**Adaptation.**  
We know work is fluid. Spaces should be, too. Socializing can quickly turn into creative generation around a new idea; solo time can open to include collaboration. We equip a range of in-between areas that can adapt to all kinds of work, depending on what activity is needed in the moment.



SW\_1 Conference Chair




“Furniture is our medium to help people feel as good, if not better, at the end of the workday as when they begin it. We’re designing for work that’s more comfortable and restorative, because happy, healthy and humane environments are going to inspire more accomplished, engaged people.”

John Hamilton  
Director of Global Design, Coalesse

BRINGING  
*NEW*  
*LIFE* TO  
WORK

# Products by Category








































Products.

We produce a diverse range of thoughtfully crafted furnishings, both indoors and outdoors, for the workplace. We turn essentials into special and customizable pieces that let you make spaces exactly the way you want to work in them.














Seating

Lounge Seating
















|   |   |   |   |   |
|---|---|---|---|---|
|    |    |    |    |    |
| Airport™ Chair CH401  | Await™ Lounge System  | Bix™ Lounge Chair   | Bix Lounge System   | Bob™ Lounge Chair   |
|    |    |    |    |    |
| CH100 Series Lounge Seating   | Circa™ Lounge System  | Coupe™ Lounge Seating   | Cuba™ Chair CHMG501   | Davos™ Lounge Chair   |
|    |    |    |    |    |
| Embrace™ Lounge Chair CHE015  | Evaneau Lounge Seating  | Hosu® Lounge Seating  | Joel™ Lounge Chair  | Ladderback Chair CH44   |
|  |  |  |  |  |
| Lagunitas® Lounge System  | Massaud Lounge Seating  | Millbrae™ Contract Lounge Seating   | Millbrae Lifestyle Lounge Seating   | Montara650™ Lounge Chair  |
|  |  |  |  |  |
| Montara650 Rocker   | Oculus™ Chair CH468   | Paddle™ Chair CH25  | Passerelle™ Lounge Seating  | Shell™ Chair CH07   |
|  |  |  |  |  |
| Sidewalk™ Lounge Seating  | Sistema™ Lounge System by Coalesse  | Swathmore® Lounge Seating   | Switch™ Lounge Seating  | SW_1® Lounge Seating  |
|  |  |  |  |  |
| Thoughtful™ Lounge Seating  | Together™ Bench   | Topo® Lounge Seating  | Visalia™ Lounge Seating   | Wing™ Chair CH445   |









Benches

|   |   |   |   |   |
|---|---|---|---|---|
|  |  |  |  |  |
| Await Lounge System   | Bix Lounge System   | Circa Lounge System   | Davos Bench   | Exponents® Bench  |
|  |  |  |  |  |
| Lagunitas Lounge System   | Millbrae Contract Lounge Seating  | Passerelle Lounge Seating   | Ripple™ Bench   | Sidewalk Lounge Seating   |
|  |  |  |   |   |
| Sistema Lounge System   | Together Bench  | Visalia Lounge Seating  |   |   |













Guest Chairs

|   |   |   |   |   |
|---|---|---|---|---|
|  |  |  |  |  |
| Bindu Chair   | Capa™ Chair   | CH23 Chair  | CH88 Chair  | CHPK1 Chair   |
|  |  |  |  |  |
| Elbow™ Chair CH20   | Embrace Chair CHE005  | Enea™ Altzo943™ Chair   | Enea Lottus™ Chair  | Enea Stacking Chair   |
|  |  |  |  |  |
| Kathryn™ Chair  | LessThanFive™ Chair   | Montara650 Chair  | Switch™ Chair   | Wishbone™ Chair CH24  |

Collaboration Chairs

|   |   |   |   |   |
|---|---|---|---|---|
|  |  |  |  |  |
| Bindu® Conference Seating   | Bob Chair   | Chord® Conference Seating   | Lox™ Chair  | Massaud Conference Seating  |
|  |   |   |   |   |
| SW_1 Conference Seating   |   |   |   |   |



















Stools

|   |   |   |   |   |
|---|---|---|---|---|
|  |  |  |  |  |
| CH53 Stool  | CH56 & CH58 Stool   | Enea Altzo943 Stool   | Enea Bar Stool  | Enea Café Post Stool  |
|  |  |  |  |  |
| Enea Café Wood Stool  | Enea Lottus Post Stool  | Enea Lottus Sled Stool  | Last Minute™ Stool  | Lox Stool   |
|  |  |   |   |   |
| Montara650 Stool  | Switch Stool  |   |   |   |




























Tables

Collaboration  
& Conference  
Tables

|   |   |   |  |   |
|---|---|---|--|---|
|    |    |    |    |    |
| Ballet® Table   | Bix Table   | Bob Table   | CH327 Dining Table   | Denizen® Table  |
|    |    |    |    |    |
| E-Table 2®  | Host™ Table   | Lagunitas Table   | Potrero415™ Table  | Potrero415 Light Table  |
|    |    |    |  |   |
| Reunion™ Table  | SW_1 Conference Table   | Train® Table  |  |   |
|  |  |  |  |  |
| Au Lait® Table  | Ballet Table  | Enea Lottus Table   | Enea Table   | Montara650 Table  |

Café Tables

Occasional  
Tables

|   |   |   |   |   |
|---|---|---|---|---|
|    |    |    |    |    |
| Await Table   | Bix Side Table  | Bix Table   | Bob Table   | CG_1® Table   |
|    |    |    |    |    |
| CH008 Coffee Table  | CH108 Coffee Table  | CH417 Tray Table  | Circa Table   | Denizen Tablet Table  |
|    |    |    |    |    |
| Diekman Table   | Enea Lottus Table   | Enea Table  | Free Stand  | Holy Day™ Table   |
|  |  |  |  |  |
| Lagunitas Personal Table  | Lagunitas Table   | Millbrae Table  | Montara650 Table  | Passerelle Table  |
|  |  |  |  |  |
| Sebastopol™ Table   | Sidewalk Table  | Switch Table  | SW_1 Occasional Table   | Trees Table   |



Storage

Credenzas & Cabinets



Denizen Credenza



Denizen Storage Towers & Wardrobes



Exponents Bench



Exponents Credenza



Host Storage

Carts



Exponents Cart



Exponents Moby

Accessories

Utilities



PowerPod



Tabletop Power & Data Solutions

Whiteboards & Podiums



Exponents Lectern



Exponents Whiteboard & Mobile Display

Rugs



Arzu Collection

Outdoor

Seating



EMU™ Heaven Seating



EMU Heaven Stool



EMU Ivy™ Chair



EMU Ivy Lounge Seating



EMU Ivy Pouf



EMU Lyze™ Seating



EMU Pattern™ Seating



EMU Re-Trouvé™ Chair



EMU Re-Trouvé Pouf



EMU Round™ Seating



EMU Round Stool



EMU Terramare™ Chair



EMU Terramare Lounge Seating

Tables



EMU Heaven Table



EMU Ivy Table



EMU Kira™ Table



EMU Lyze Table



EMU Pattern Table



EMU Round Table



EMU Terramare Table

Accessories



EMU Heaven Vase



EMU Re-Trouvé Vase



# Collections.

Our collections focus on design and depth to give you broader creative choice for your projects. Product families and variations extend favorite styles across applications.

- 01 Arzu Collection

02 Bix Collection

03 Bob Collection

04 Carl Hansen & Son Collection

05 Circa Collection

06 Denizen Collection

07 EMU Collection
- 08 Enea Collection

09 Enea Lottus Collection

10 Exponents Collection

11 Host Collection

12 Lagunitas Collection

13 Massaud Collection

14 Millbrae Collection
- 15 Montara650 Collection

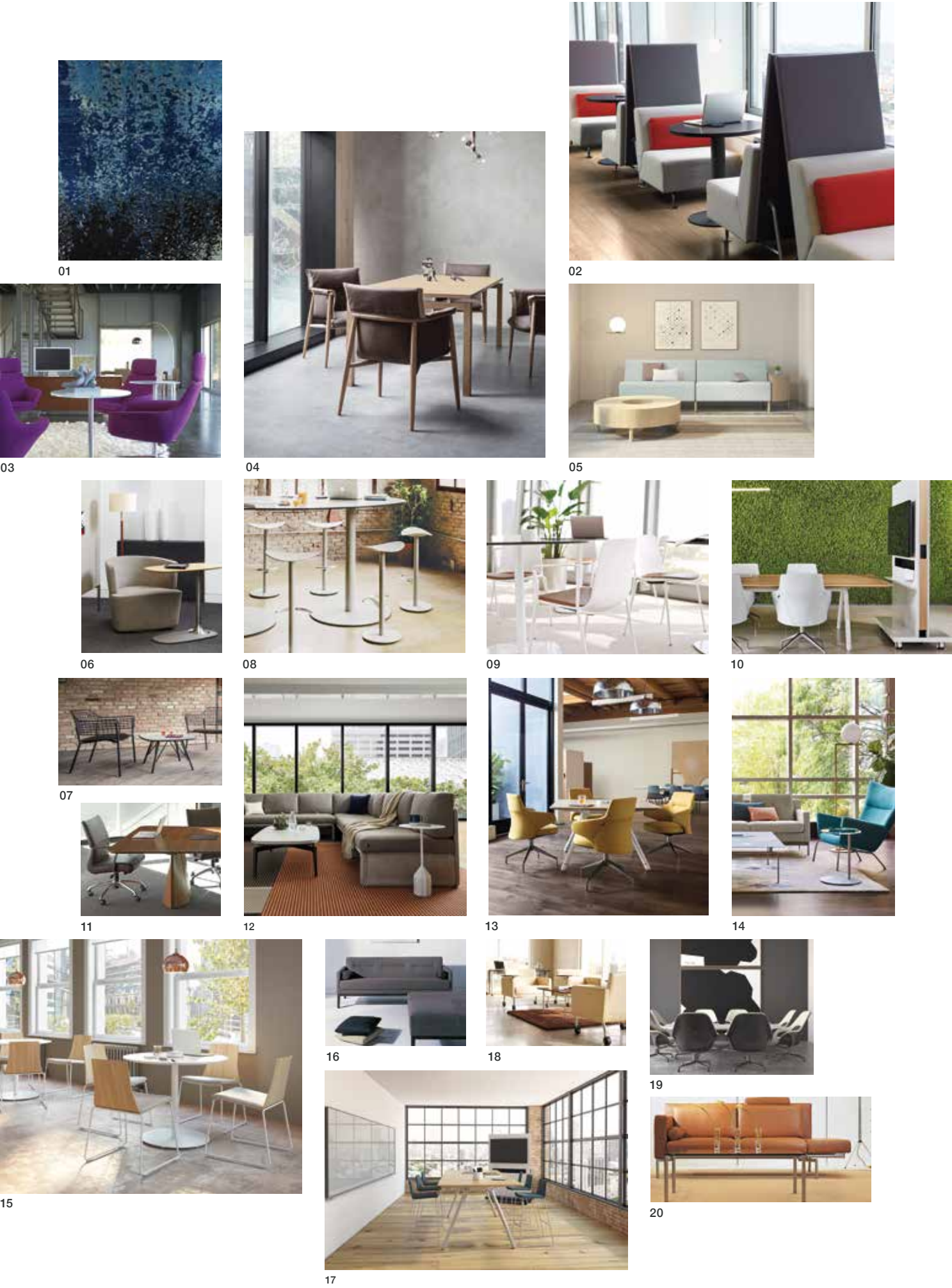
16 Passerelle Collection

17 Potrero415 Collection

18 Sidewalk Collection

19 SW\_1 Collection

20 Switch Collection





# Partners.

Coalesse is proud of its long history of select partnerships with both new and legacy brands. We celebrate international design and collaborative relationships as we expand our portfolio with distinct capabilities that complement our own.

Arzu Studio Hope  
Carl Hansen & Son  
EMU  
Sagegreenlife  
Vicarbe



Vicarbe Imports Collection



Carl Hansen & Son Collection



Vicarbe Imports Collection



Arzu Collection



Sagegreenlife Collection



Vicarbe Imports Collection



Vicarbe Imports Collection



EMU Outdoor Collection



Carl Hansen & Son Collection



EMU Outdoor Collection



Vicarbe Imports Collection



Carl Hansen & Son Collection



EMU Outdoor Collection



Vicarbe Imports Collection



## Get In Touch

*We’re here to partner with you through the entire design process.*

Coalesse products are available globally through our dealer network and select retail partners. Our sales consultants and expert Concierge Team are dedicated to partnering with you through the entire design and delivery process — from initial planning, pricing, ordering and logistics to detailed specifications and unique customization solutions. We offer complete responsiveness through our blend of digital and personal assistance — to help you make the spaces that bring new life to work.

### Visit us:

**Steelcase WorkLife Centers**  
www.steelcase.com/find-us/locations

**Learning + Innovation Center EMEA**  
Brienner Strasse 42  
Munchen 80333  
Germany






*Make an appointment:*  
+49 89 24488146 2000

### Connect with us:

**Find a Sales Consultant or Dealer**  
coalesse.com/about/find-us

**Contact Concierge**  
coalesse\_concierge@coalesse.com  
1.866.645.6952

### Follow us:

-  [instagram.com/coalesse](https://www.instagram.com/coalesse)
-  [pinterest.com/coalesse](https://www.pinterest.com/coalesse)
-  [facebook.com/coalesse](https://www.facebook.com/coalesse)
-  [twitter.com/coalesse](https://twitter.com/coalesse)
-  [linkedin.com/company/coalesse](https://www.linkedin.com/company/coalesse)

19-0000250 © 2019 Steelcase Inc.  
All rights reserved.

Trademarks contained herein are the property of Steelcase Inc. or of their respective owners. Enea and Lottus are trademarks of Enea. Bob, Joel, Lox and Together are trademarks of Walter Knoll AG & Co. KG. Cuba, Elbow, Embrace, Oculus, Paddle, Shell, Wing and Wishbone are trademarks of Carl Hansen & Son. Holy Day and Wrapp are trademarks of Viccarbe. EMU, Heaven, Ivy, Kira, Lyze, Pattern, Re-Trouvé and Terramare are trademarks of EMU.

### Photo Credits:

**Page 6:** Photo by Shutterstock  
**Page 7:** Photo by Shutterstock  
**Page 10:** Photo by Jason Leems  
**Page 11:** Photo by Justin Sullivan  
**Page 14:** Photo by Luke Stackpoole  
**Page 15:** Photo by Rick Barrett



**coalesce**